

# Multimetrix®

Simple measurement at the best price



- 
- Multimeters
  - Clamp-on multimeters
  - Electrical safety testers
  - Testers
  - Environmental measurements
  - Laboratory instruments

01/2015

# CONTENTS

<b>Multimeters</b>	page 3
<b>Clamp-on multimeters</b>	page 6
<b>Testers</b>	page 7
<b>Electrical safety testers</b>	page 8
<b>Environmental measurements</b>	page 11
<b>Laboratory instruments</b>	page 14

## Pocket multimeters

		DMM 12	DMM 13
Display		4,000 counts	6,000 counts
Measurement type		Average	
Ranges		Automatic	Automatic and manual
V DC	Ranges	4 V / 40 V / 400 V / 600 V	600 mV / 6 V / 60 V / 600 V
	Basic accuracy	2 %	1.0%L + 3 pts
	Best resolution	1 mV	0.1 mV
V AC	Ranges	400 mV / 4 V / 40 V / 400 V	600 mV / 6 V / 60 V / 600 V
	Basic accuracy	4 %	1.5%L + 5 pts
	Best resolution	1 mV	0.1 mV
Frequency	Ranges	-	6 KHz / 60 KHz
Resistance	Ranges	400 Ω / 4 kΩ / 40 kΩ / 400 kΩ / 4 MΩ / 40 MΩ	600 Ω / 6 kΩ / 60 kΩ / 600 kΩ / 6 MΩ / 60 MΩ
	Basic accuracy	2 %	1.0%L + 5 pts
	Best resolution	0.1 Ω	0.1 Ω
Continuity (with buzzer)		Yes	Yes
Diode test		Yes	Yes
Capacitance		-	6 nF / 60 nF / 600 nF / 6 μF / 60 μF / 600 μF / 6 mF / 60 mF
Other features		AUTO RANGE, HOLD Automatic shutdown	Data HOLD, Deactivatable automatic power-off, MAX/MIN
Dimensions / weight		130 x 60 x 20 mm / 112 g	130 x 81 x 24 mm / 335 g
Safety		300 V Cat. III, 600 V Cat. II (IEC 61010) - CE	300 V Cat. III (IEC 61010, 61010-2-033) - CE
Accessories supplied		Red and black built-in leads, 2 button cell batteries	Red and black built-in leads, 2 x 1.5 V AAA batteries

### DMM 12

To order: P06231003



### DMM 13

To order: P06231004Z


## Accessories

### Adapter and type-K temperature probe

#### ACC N° 80

Measurement range  
from -50 °C to +200 °C

Resolution :  
0.1 °C to 2 °C



To order: P06239306

### Carrying bag

#### ACC N° 21

Equipped with two elastic compartments  
(100 mm and 35 mm) and a document storage  
compartment.

Supplied with a 17 cm wrist strap and a 50 cm  
shoulder strap.




Dimensions : 250 x 165 x 60 mm



To order: P06239502

# Multimeters

## Digital multimeters

		 <b>DMM 111</b>	 <b>DMM 121</b>	 <b>DMM 141</b>
Display		2,000 counts		4,000 counts
Measurement type		Average		RMS
Ranges		Automatic and manual		
I <sub>DC</sub>	Ranges	200 µA / 2,000 µA / 20 mA / 200 mA / 2 A / 10 A <sup>(1)</sup>	400 µA / 4,000 µA / 40 mA / 400 mA / 4 A / 10 A <sup>(1)</sup>	
	Basic accuracy	1%L + 3 cts		
	Best resolution	0.1 µA		
I <sub>AC</sub>	Ranges	200 µA / 2,000 µA / 20 mA / 200 mA / 2 A / 10 A <sup>(1)</sup>	400 µA / 4 000 µA / 40 mA / 400 mA / 4 A / 10 A <sup>(1)</sup>	
	Basic accuracy	1%L + 5 cts		
	Best resolution	0.1 µA		
V <sub>DC</sub>	Ranges	200 mV / 2 V / 20 V / 200 V / 600 V	400 mV / 4 V / 40 V / 400 V / 600 V	
	Basic accuracy	0.5%L + 3 cts		
	Best resolution	0.1 mV		
V <sub>AC</sub>	Ranges	200 mV / 2 V / 20 V / 200 V / 600 V	400 mV / 4 V / 40 V / 400 V / 600 V	
	Basic accuracy	1%L + 5 cts		
	Best resolution	0.1 mV		
Resistance	Ranges	200 Ω / 2 kΩ / 20 kΩ / 200 kΩ / 2 MΩ / 20 MΩ	400 Ω / 4 kΩ / 40 kΩ / 400 kΩ / 4 MΩ / 40 MΩ	
	Basic accuracy	0.5%L + 2 cts		
	Best resolution	0.1 Ω		
Continuity (with buzzer)		Yes		
Diode test		Yes		
Frequency		—	5 Hz / 50 Hz / 500 Hz / 5 kHz / 50 kHz / 500 kHz / 50 MHz	
Capacitance		—	50 nF / 500 nF / 5 µF / 50 µF / 100 µF	
Range selection		Automatic / Manual <sup>(2)</sup>		
Other features		<b>Data Hold, deactivatable automatic power-off, MAX</b>	<b>Backlighting, Data Hold, deactivatable automatic power-off, Relative mode</b>	
Safety		600 V Cat. III according to IEC 61010-1, 61010-2-033		
Dimensions / weigh		181 x 92 x 57 mm / 335 g (without batteries)		
Accessories supplied		1 sheath, 1 set of red/black test-probe leads and 2 x 1.5 V AA batteries		



**Built-in test-probe stowing system**



**State at delivery**

<sup>(1)</sup> 20 A max / 30 s max

<sup>(2)</sup> except for frequency and capacitance



**DMM 111**

To order: P06231420Z



**DMM 121**

To order: P06231421Z







**DMM 141**

To order: P06231422Z



## Digital multimeters

				
	<b>DMM 210</b>		<b>DMM 220</b>	
	<b>DMM 230</b>		<b>DMM 240</b>	
Display	6,000 counts – Backlit with bargraph			40,000 counts – Backlit with bargraph
Measurement type	Average		RMS	
Bandwidth	40 Hz to 1 kHz			50 Hz to 1 kHz
I <sub>DC</sub>	Ranges	600 µA / 6000 µA / 60 mA / 600 mA / 6 A / 10 A		400 µA / 4000 µA / 40 mA / 400 mA / 10 A (20 A max.)
	Basic accuracy	1.0 % + 3 counts		
	Best resolution	0.1 µA		0.01 µA
	4-20 mA	—		
I <sub>AC</sub>	Ranges	600 µA / 6000 µA / 60 mA / 600 mA / 6 A / 10 A (20 A max.)		400 µA / 4000 µA / 40 mA / 400 mA / 10 A (20 A max.)
	Basic accuracy	1.5 % + 3 counts		
	Best resolution	0.1 µA		
V <sub>DC</sub>	Ranges	600 mV / 6 V / 60 V / 600 V / 1000 V		400 mV / 4 V / 40 V / 400 V / 1000 V
	Basic accuracy	0.09 % + 2 counts		0.06 % + 2 counts
	Best resolution	0.1 mV		0.01 mV
V <sub>AC</sub>	Ranges	6 V / 60 V / 600 V / 1000 V		400 mV / 4 V / 40 V / 400 V / 1000 V
	Basic accuracy	1.0 % + 3 counts		
	Best resolution	1 mV		0.1 mV
Resistance	Ranges	600 Ω / 6 kΩ / 60 kΩ / 600 kΩ / 6 MΩ / 60 MΩ		400 Ω / 4 kΩ / 40 kΩ / 400 kΩ / 4 MΩ / 40 MΩ
	Basic accuracy	0.3 % + 4 counts		
	Best resolution	0.1 Ω		0.01 Ω
Audible continuity	Yes / 0.1 Ω			
Diode test	Yes			
Capacitance	—	0.01 nF to 1000 µF		0.001 nF to 40 mF
Temperature (K thermocouple)	—	– 45 °C to +750 °C		– 50 °C to +1000 °C
Frequency	Electrical	10.00 to 400.00 Hz		40.00 to 400.00 Hz
	Electronic	0.001 Hz to 10.00 MHz		0.001 Hz to 100.00 MHz
Duty cycle	0.1 to 99.99 %			
Calibre selection	Autorange / Manual			
Other features	Automatic shutdown (deactivatable) Relative mode – MIN, MAX		Automatic shutdown (deactivatable) Relative mode – MIN, MAX, PEAK (1 ms)	
Ingress protection	IP 67			
Safety	600 V Cat. IV / 1000 V Cat. III according to IEC 61010			
Dimensions / weight	187 x 81 x 50 mm / 342 g approx.			
Accessories supplied	9 V battery, test-probe lead	9 V battery, test-probe lead + adapter for K thermocouple + type K temperature probe		



**DMM 210**

To order: P06231410



**DMM 220**

To order: P06231411



**DMM 230**

To order: P06231412



**DMM 240**

To order: P06231413

# Clamp-on Multimeters

## Pocket clamp-on multimeters 100 A to 600 A



★ Auto-ranging



The **CM 605** mini clamp-on multimeter can be used even in the most cramped conditions!



CM 600



CM 610



CM 625



CM 605

Clamping diameter		30 mm		12.5 mm
Display		2,000 counts		4,300 counts
Measurement type		Average	RMS	
I DC	Ranges	—		40 A / 400 A
	Basic accuracy	—		1.5 %
	Best resolution	—		0.01 A
I AC	Ranges	200 A / 600 A	40 A / 400 A	
	Basic accuracy	1.9 %	1.5 %	
	Best resolution	0.1 A	0.01 A	
V DC	Ranges	200 mV / 2 V / 20 V / 200 V / 600 V		4 V / 40 V / 400 V / 600 V
	Basic accuracy	0.7 %	0.75 %	
	Best resolution	0.1 mV	1 mV	
V AC	Ranges	2 V / 20 V / 200 V / 600 V		4 V / 40 V / 400 V / 600 V
	Basic accuracy	1.5 %	1 %	
	Best resolution	1 mV		—
Resistance	Ranges	200 Ω / 2 kΩ / 20 kΩ / 200 kΩ / 2 MΩ / 20 MΩ		400 Ω / 4 kΩ / 40 kΩ / 400 kΩ / 4 MΩ / 40 MΩ
	Basic accuracy	1.5 %	0.9 %	
	Best resolution	0.1 Ω	0.1 Ω	
Continuity	Threshold	60 Ω	50 Ω	
	Protection	600 V RMS	600 V RMS	
Diode test		Yes	—	
Automatic zero adjustment		—	Yes	
Other features		<b>MAX</b>		<b>HOLD</b>
Power supply		2 x 1.5 V AAA		
Dimensions / weight		189 x 71 x 37 mm / 200 g		189 x 71 x 37 mm / 220 g
Safety		600 V Cat. II - 300 V Cat. III (IEC 61010) - CE		
Accessories supplied		1 carrying bag, 1 set of red/black test-probe leads and 2 x 1.5 V LR3/AAA batteries		
To order		<b>P06232001</b>	<b>P06232002</b>	<b>P06232003</b>
				<b>P06232007</b>

**Analogue output**  
10 mV/A AC or DC,  
4.5 % + 0.5 mV,  
20 kHz to ± 3 dB, Z = 3 kΩ  
**HOLD / PEAK**

1 carrying bag, 1 set of red/black test-probe leads and 2 x 1.5 V LR3/AAA batteries

## AC voltage screwdriver tester VT 20



- ★ Ph/N detection
- ★ Continuity
- ★ +/- detection
- ★ Autotest

- 70 – 250 V<sub>AC</sub>
- Safety : 250 V, Cat. II (IEC 61010) - CE

Length / weight : 140 mm / 28 g  
Supplied with 2 x 1.5 V button cell batteries

To order: P06230102

## Battery tester VT 31 A



Présentation non exhaustive

To order: P06230302A

### ★ At last a tester for all your batteries

- 1.5 V button cell batteries (silver oxide or alkaline)
- 3 V lithium batteries
- AAA / R3, 1.5 V (alkaline, zinc/carbon or rechargeable)
- AA / R6 / C / D, 1.5 V (alkaline, zinc/carbon or rechargeable)
- 6 V camera batteries
- 9 V 6F22, 12 V, 15 V and 22.5 V batteries
- Powered by the battery tested

Dimensions / weight: 85 x 56 x 31 mm / 88 g  
Supplied with built-in red and black leads

## Wallplug Tester 2P+E mains socket and RCD tester VT 11



### ★ For renovation work and quick checking of 2P+E socket connections

Tests performed:

- PE (Earth) not connected
- Line (L) not connected
- Neutral (N) not connected
- Inversion of Line (L) / Neutral (N)
- Inversion of Line (L) / Earth (PE)
- Presence of voltage on PE<sup>(1)</sup>

RCD tripping up to 30 mA  
(1) « Earth » or « Protective conductor »

Dimensions / weight : 78 x 72 x 79 mm / 70 g

To order: P06230304

## Socket and 10 mA / 30 mA RCD tester VT 35



- Quick testing of your power sockets (wiring of the Earth, Phase and Neutral)
- Quick testing of 30 mA RCD tripping
- Powered by the mains supply
- Safety : 250 V Cat. II (IEC 61010) - CE

Dimensions / weight:  
85 x 56 x 31 mm / 250 g

To order: P06230301



# Electrical Safety Testers

## Analogue earth resistance tester

### ERT 200



- ★ 2 P and 3 P measurement methods
- ★ Earth potential measurement up to 30 Vac
- ★ 3 measurement ranges:  
10 Ω / 100 Ω / 1000 Ω

- Battery charge measurement
- Safety: 30 V Cat. III (IEC 61010-1)

Dimensions / weight:  
205 x 90 x 55 mm / 515 g (including batteries)

Supplied in a hard case with:

3 leads terminated by crocodile clips (red 15 m, yellow 10 m and green 5 m), 1 red lead 1.20 m long terminated by a crocodile clip, 2 x 20 cm stakes, 1 double measurement cable for the 2 P method and batteries.

To order : P06232902

## Digital earth resistance tester

### ERT 201

- ★ 2 P and 3 P measurement methods

- Measurement of earth potential up to 200 V
- 3 measurement ranges:  
20 Ω / 200 Ω / 2000 Ω
- DATA HOLD
- Safety: 200 V  
Cat. III (IEC 61010-1)

- ★ Charge indicator for batteries (6 x 1.5 V)

- ★ Supplied in a hard case with accessories



Dimensions in carrying case / weight: 275 x 260 x 100 mm / 550 g (including batteries)

Supplied in a hard case with: 3 leads terminated by crocodile clips (red 15 m, yellow 10 m and green 5 m), 1 red lead 1.20 m long terminated by a crocodile clip, 2 x 20 cm stakes, 1 double measurement cable for the 2 P method and batteries.

To order : P06232901

## Earth testing kit

Carrying bag containing: 2 T-shaped stakes (18 cm), 3 measurement leads terminated by crocodile clips (20 m red, 10 m yellow, 5 m green), additional cable for ERT 200 and 201.



To order: P06233001

## Mains socket measurement lead

- For measuring directly on a mains socket
- Quick implementation for reliable connections.



To order: P06239307



## Digital insulation tester at 1,000 V

### MH 401



To order: P06234101

- ★ Insulation measurement at 250 VDC / 500 VDC / 1,000 VDC up to 2,000 Ω
- ★ Timer / DATA HOLD / compensation of leads
- ★ Safety : 300 V Cat. III (IEC 61010-1)

- Voltage measurement: 0 to 600 V<sub>AC</sub>
- Continuity measurement (I > 200 mA) with buzzer
- Measurement comfort: voltage presence LED / ongoing insulation test LED
- Automatic standby function for batteries (6 x 1.5 V)

Supplied in a hard case with 2 leads 80 cm long (red + black) terminated by test probes plus 2 crocodile clips (red + black) connectable to test probes and 6 batteries.

## Loop impedance / short-circuit current tester

### EIT 800

- ★ Fully automatic measurement and calculation sequence: plug in, press the button and everything is displayed
- ★ Automatic verification of connections and power supply
- ★ Automatic standby function

- Loop impedance measurement: earth loop and internal loops up to 2000 Ω
- Calculation of short-circuit current up to 6 kA
- Phase-neutral and phase-earth voltages of the installation
- Safety : 270 V Cat. III (IEC 61010-1)



Dimensions / weight: 205 x 90 x 55 mm / 535 g piles includes

Supplied in a hard case with 3 leads 50 cm long (green + black + red) terminated by crocodile clips, batteries and a mains socket measurement lead.

To order : P06234701

## Digital RCD tester, 3 to 500 mA

### RCD 501



- ★ Direct selection of rated current by a switch
- ★ Connection test and battery charge LEDs
- ★ Precise indication of trip time
- Indication of phase-earth voltage
- Selection of test current phase (0 / 180°)
- DATA HOLD
- Safety: 300 V Cat. III (IEC 61010-1)

Dimensions in hard case/weight: 250 x 230 x 100 mm / 535 g (including batteries)

Supplied in a hard case with 2 leads 1 m long terminated by crocodile clips, 1 lead 1 m long terminated by a test probe, 1 crocodile clip and 6 x 1.5 V batteries.

To order: P06233201

# Electrical Safety Testers

## Analogue earth and insulation tester EIT 810

- ★ 3P or 2P earth measurement up to 1200  $\Omega$
- ★ Insulation measurement up to 250 / 500 V<sub>DC</sub> at 100 / 200 M $\Omega$

- Voltage measurement up to 600 V<sub>AC</sub>
- Instantaneous or stabilized measurement (longer measurement time)
- Battery charge measurement
- Safety: 600 V Cat. III (IEC 61010-1)

Dimensions / weight:

250 x 190 x 110 mm / 1.5 kg

Supplied in a hard case with 3 leads terminated by crocodile clips (red 15 m, yellow 10 m and green 5 m),

1 red lead 1.20 m long terminated by a crocodile clip,

2 x 20 cm stakes,

2 leads 80 cm long (red + black) terminated by crocodile clips and 8 x 1.5 V batteries.



To order: P06234702

## Milliohmmeter, and low resistance tester MOH 700

- ★ Measurement current from 1 mA to 100 mA
- ★ Measurement methods: 4 wires or 2 wires (appropriate accessories supplied)

- 5 measurement ranges: from 0.1 m $\Omega$  to 2,000  $\Omega$
- Resolution of 100  $\mu\Omega$ /s to 1  $\Omega$  depending on calibre
- Accuracy: 0.3 %  $\pm$  2 counts
- Instantaneous or stabilized (60 s) measurement
- Indication if voltage or current circuits are not established
- DATA HOLD function
- Low battery charge indicator
- Safety : 20 V Cat. IV (IEC 61010)

Dimensions / weight:

250 x 190 x 110 mm / 1.540 kg

Supplied in a hard case with 1 shoulder strap, 4 leads 60 cm long terminated by crocodile clips, 2 dual-input leads 80 cm long terminated by crocodile clips and 8 x 1.5 V batteries.



To order: P06234103

## Circuit Breaker Finder CBF 01

★ For simple location of fuses and circuit-breakers



	CBF 01 Transmitter	CBF 01 Receiver
Operating voltage	200 ~ 240V	—
Operating frequency	50 / 60 Hz	—
Indication	LED	Audible and visual (LED)
Power supply	—	9V battery
Sensitivity	—	Adjustable
Dimensions	80 x 50 x 31 mm	186 x 90 x 38 mm
Weight	Approx. 55 g	Approx. 150 g
Safety	IEC 61010 300 V Cat. II	



Supplied with three adapters for: mains socket, B22 socket (bayonet), E27 socket (screw-in), one bag, one 9 V battery, one operating manual (FR/GB/D/I/E)

To order: P06237001

## Digital tachometer RPM 82

★ Automatic calibre selection

★ MAX, MIN, HOLD

- Operation with or without contact
- Accuracy: 0.05 % + 1 count
- Rotation speed and linear speed rotation with contact:
  - 0.5 rpm to 19,999 rpm
- rotation without contact:
  - 2.5 rpm to 99.999 rpm
- linear speed:
  - 0.05 m/min to 1,999.9 m/min



Dimensions / weight: 160 x 72 x 37 mm / 300 g

Supplied with 1 battery, 1 carrying case, 1 contact measurement adapter, 1 tapered adapter, 1 tubular adapter, 1 wheel for linear speed, reflective stickers.

To order: P06236902

## USB temperature and humidity recorder DL 53

### DL 53

- 32,000-point memory:
  - 16,000 readings from - 40°C to + 70°C
  - 16,000 readings from 0 to 100% RH
- Wide range of recording intervals
- Easily adjustable alarms
- Min/max overrun indicator LEDs
- Simple PC connection with USB

★ Compact  
★ Customizable  
★ Easy to use



Dimensions / weight: 101.5 x 30 x 30 mm/ 20 g

Supplied with software <sup>(1)</sup> on CD-Rom, protective cover, stick-on or screw-on support (screws supplied), lithium battery

<sup>(1)</sup> Supplied with software in 5 languages (F, GB, D, I, E) compatible with the following operating systems: Windows XP & Vista (32 bits), 7, 8 & 8.1 (32 & 64 bits). Windows 8/8.1, windows 7, Windows Vista and Windows XP are registered trade marks of Microsoft Corporation

To order: P06230801



# Environmental Measurements

## Contact thermometers

	TM 60	TM 62
Sensor used	K / J Thermocouple	
Number of inputs	1	2
Display	Single	Double
Measurement range	- 200 °C to + 1370 °C	
Resolution	0.1 °C	
Accuracy	± 0.05 % + 0.7 °C	
Functions	Relative measurement, MAX, MIN, HOLD	
Difference T1-T2	—	Yes
Backlighting	Yes	
Choice of measurement unit	Yes	
Dimensions / weight	130 x 56 x 38 mm / 170 g	
Accessories supplied	1 K thermocouple sensor	2 K thermocouple sensors
	1 battery and 1 carrying bag	



To order: P06236301

To order: P06236302

## Digital lightmeter

### LM 76

- 2,000-count display
- Measurement range: 0 to 200,000 Lux
- No. of ranges: 4
- Accuracy: 3 %

- ★ Remote-controllable probe
- ★ Incidence correction
- ★ MAX, MIN, HOLD
- ★ Choice of measurement unit: Lux or Fc

Dimensions:

- instrument  
130 x 55 x 38 mm
- sensor  
125 x 86 x 35 mm

Weight: 250 g

Supplied with a carrying bag and 9 V battery

To order: P06236201



## No-contact infrared thermometer

### TM 65

- Targeting range: 6/1
- Emissivity: 0.95
- Measurement range: -20 °C to +270 °C
- Resolution: 1 °C
- Accuracy: ±2.5 % + 2 °C

- ★ Laser sighting
- ★ MAX
- ★ AUTO-HOLD
- ★ Choice of measurement units



To order: P06236401

Dimensions / weight:  
94 x 51 x 25 mm / 76 g  
Supplied with 1 battery and 1 wrist strap

## Solar power meter

### SPM 72

- ★ Solar energy measurement
- ★ Compact and simple to use

- Solar power from 0 to 2,000 W/m<sup>2</sup>
- Photodiode sensor
- MAX, MIN, HOLD functions

Dimensions / weight:  
172 x 60 x 38 mm/ 150 g  
Supplied with a 9 V battery and a carrying bag

To order: P06236001





## Cable tester for telephone, computer and video wiring

### CT 51



★ **Removable transmitter module: only one person needed for testing**

- For cables: RJ-45 / RJ-11 / USB / 1394 / BNC
- Testing for continuity, breaks and short-circuits
- Measurements on cables up to 180 m long

Dimensions / weight:  
200 x 100 x 27 mm / 280 g  
(everything included)

Supplied with cable adapters and a 9 V battery

To order: P06237901

## Digital sound level meter

### SL 105

- ★ **Simple to use**
- ★ **Measurement from 30 dB to 130 dB with autoranging**

- Large backlit display
- Measurement of sound intensity in any acoustic environment: noisy or quiet, high-pitched, low-pitched or wide-band, intermittent or continuous
- Complies with the IEC 651 standard
- A and C frequency weighting
- Long and short integration times
- Resolution: 0.1 dB
- Accuracy:  $\pm 1.5$  dB



Dimensions / weight:  
200 x 55 x 38 mm, 170 g  
Supplied with 9 V battery, carrying bag and wind protection cover

To order: P06236102

## Stud (wood/metal) and live cable detector

### D 45

★ **No more blind drilling into wooden or plasterboard walls**

- Location of live electrical cables
- Detection of metal items (pipes, etc.) and the position of wood or metal studs
- Detection depth: 30 cm
- Accuracy of indication:  $\pm 15$  mm
- Automatic calibration
- Automatic shutdown

Supplied with a 12 V battery (MN21 type)



Dimensions / weight:  
130 x 65 x 35 mm / 130 g

To order: P06237902

## Distance meter

### DM 100

★ **Simple, accurate measurement of all your dimensions**

- Laser system
- Measurement up to 50 m
- Simple to use: one key, one function
- Measures lengths, heights, areas, volumes
- Storage of last 20 measurements

Dimensions / weight:  
115 x 48 x 18 mm / 135 g

Supplied with a 9V battery, an operating manual, a wrist strap and a carrying bag



To order: P06237503Z

# Laboratory Instruments

## Power Supplies

### XA 1525

#### ★ Single-output DC laboratory power supply

- 0-15.0 VDC / 0-2.5 ADC adjustable output
- Separate display of voltage and current settings
- Coarse and fine voltage output adjustment
- Full overload protection



To order: XA1525

### XA 3051

#### ★ Single-output DC laboratory power supply

- 0-30.0 VDC / 0-5.0 ADC adjustable output
- Separate display of voltage and current settings
- Coarse and fine voltage output adjustment
- Full overload protection



To order: XA3051

### XA 3033

#### ★ Triple-output DC laboratory power supply

- Two 0-30.0 VDC / 0-3.0 ADC adjustable outputs and one 5 VDC / 3 ADC fixed output
- The 2 independent outputs can be set up in parallel to obtain 6 A
- The 2 independent outputs can be set up in series to obtain 60 V
- Voltage and current output regulation with low noise
- Full overload protection



To order: XA3033

### XA 3052

#### ★ Dual-output DC laboratory power supply

- Two 0-30.0 VDC / 0-5.0 ADC adjustable outputs
- The 2 independent outputs can be set up in parallel to obtain 10 A
- The 2 independent outputs can be set up in series to obtain 60 V
- Voltage and current regulation with low noise
- Full overload protection



To order: XA3052

## Analogue oscilloscopes

### X 4010

★ Oscilloscope analogique monovoie 10 MHz

- Traditional ergonomics, identical to standard 2-channel oscilloscopes
- Vertical sensitivity from 5 mV to 5 V/div and x5 expansion
- Time base from 100 ns to 0.1 s/div
- XY display mode up to 1 MHz
- Auto, Normal and TV triggering up to 30 MHz
- External trigger input
- Probe calibration signal output



To order: X4010

### XO 3002 B

★ Dual-channel 30 MHz analogue oscilloscope

★ CH1, CH2, ADD, ALT, CHOP and XY display modes

★ Built-in probe calibrator

- Good protection of the inputs, 400 V DC and AC peak
- Vertical sensitivity from 5 mV to 10 V/div (x5 expansion)
- Time base from 0.1  $\mu$ s/div to 0.2 s/div
- Auto, Normal, TV-V and TV-H triggering
- External trigger and Z modulation inputs



To order: XO3002B

## Generators

### XG 2101

#### ★ 0.2 Hz to 2 MHz LF function generator

- Sine, square and triangle signal waveforms with adjustable duty cycle
- Amplitude  $\pm 20$  Vp-p, offset  $\pm 10$  VDC (in open circuit)
- One 20 dB fixed attenuator
- Separate TTL output, external wobble modulation input
- Rise time 100 ns and 25 ns for TTL output



To order: XG2101

### XG 2102

#### ★ 0.2 Hz to 2 MHz LF function generator

- Frequency meter with automatic ranges up to 50 MHz
- Sine, square and triangle signal waveforms with adjustable duty cycle
- 6-digit green LED frequency display
- Rise time 120 ns and 25 ns for TTL output
- Amplitude  $\pm 10$  Vp-p, offset  $\pm 10$  VDC (in open circuit)
- Internal linear sweep with adjustable time between 20 ms and 2 s
- Adjustable TTL and CMOS outputs, external wobble modulation input



To order: XG2102

Photos are non-contractual. Specifications subject to modifications linked to technological developments.

All our instruments, excluding accessories, are guaranteed for 1 year.

# Multimetrix®

Chauvin Arnoux Group  
190, rue Championnet - 75876 PARIS cedex 18- France  
Tel. : +33 1 44 85 44 38 - Fax : + 33 1 46 27 95 59  
info@multimetrix.fr  
www.multimetrix.fr

**Your Distributor**